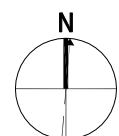




BOSTON

HOTEL & RESIDENCES

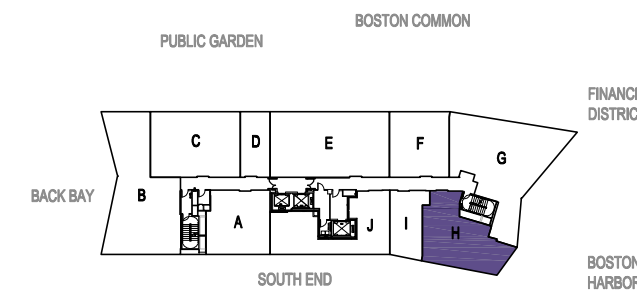

NOTES:



NOTE: THESE FLOOR PLANS ARE PRELIMINARY. ALL LAYOUTS ARE SUBJECT TO CHANGE AND ALL MEASUREMENTS ARE APPROXIMATE AND SUBJECT TO NORMAL CONSTRUCTION VARIANCES AND TOLERANCES.

AUGUST 18, 2008

SCALE 3/16" = 1'-0"



UNIT H

(FLOORS 16-27)

1 BR / 1.5 BA

1,035 SF / 96 M²