

**NOTES:**

---



---



---



---



---



---



---



---



---



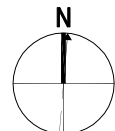
---




---

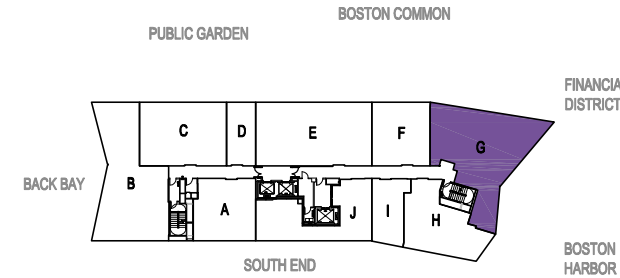


---



NOTE: THESE FLOOR PLANS ARE PRELIMINARY. ALL LAYOUTS ARE SUBJECT TO CHANGE AND ALL MEASUREMENTS ARE APPROXIMATE AND SUBJECT TO NORMAL CONSTRUCTION VARIANCES AND TOLERANCES.

AUGUST 18, 2008  
 SCALE 3/16" = 1'-0"  




**UNIT G** (FLOORS 16-27)  
 2 BR / 2.5 BA + STUDY 1,871 SF / 174 M<sup>2</sup>